


# Couper

Automation for swing gates



# Couper

## Automation for swing gates with leaves up to 2m – 250kg.

### MECHANICAL RELIABILITY

Couper is the ideal automation for swing gates up to 2m – 250kg.

The mechanical system, inserted into two strong die-cast aluminium frames, is designed to guarantee great performances in any environmental condition.

### EASY INSTALLATION

Just two cables for the electric connection of Couper.


The access to the terminal block, set in the upper part of the operator, simplifies its connection and installation. The regulation of the travel is simple and fast thanks to adjustable mechanical stops.

### ADVANCED ELECTRONICS

The control unit Star 224 box radically simplifies every fitter's job and guarantees high performances in terms of safety, durability and speed. Plastic frame, replacement fuses and removable memory card: these are just some examples of the functionality and the design of this reliable and innovative product. The software technology PWM (Pulse width modulation) guarantees safety in case of obstacles and allows the regulation of the speed on opening and closing of the gate.



1.



2.



3.

### 1. CONNECTION COMPARTMENT

Easy and fast to install thanks to its position in the upper part of the operator.

### 2. LIMIT SWITCH

Fast regulation of the travel with strong mechanical stop.


### 3. ELECTRONICS

Programming with self-learning function, adjustable functions through dip-switches and regulation of power and speed through trimmers.

## AVAILABLE VERSIONS



COUPER 24



STYLO 4K




STAR 224 BOX



VIKY 30



IDEA 24 PLUS



TAB

### Couper Kit 24 LT:

- 2 Couper 24
- 1 control unit Star 224 Box
- 1 pair of photocells Viky 30
- 1 transmitter Stylo 4 K

### Couper Kit 24:

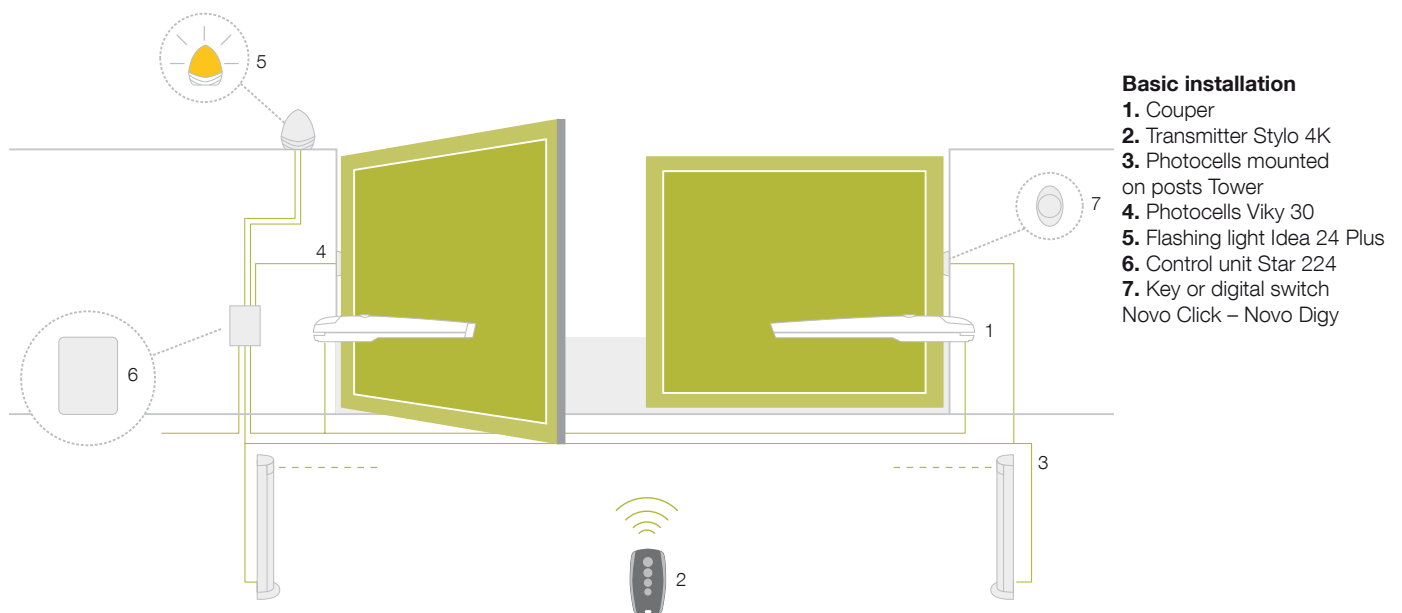
- 2 Couper 24
- 1 control unit Star 224 Box
- 1 pair of photocells Viky 30
- 2 transmitters Stylo 4 K
- 1 flashing light with integrated aerial Idea 24 Plus
- 1 signboard TAB

### Couper 24:

- Operator 24V (gear motor only)



## SCHEME OF INSTALLATION



## COUPER 24 – TECHNICAL DATA

Power supply	(Vac)	230
Gear motor	(Vac/Vdc)	24
Power	(W)	80
Speed	(m/sec)	0,013 ÷ 0,016
Travel	(mm)	360
Protection level	(IP)	44
Weight	(kg)	6
Max length of the gate	(m)	2
Max weight of the gate	(kg)	250
Work cycle	(%)	50
Dimensions	(mm)	100x104x780
Working temperature	(°C)	-20 ÷ +50

## ACCESSORIES



**STP 200**  
Screw-adjustable rear bracket  
(2 pc/pack)



**STA 200**  
Screw-adjustable front  
bracket (2 pc/pack)



**BK 200**  
Adjustable mechanical travel  
stops (2 pc/pack)



**LOCK HO**  
Horizontal 12 V electric lock



**LOCK VE**  
Vertical 12 V electrical lock



**SELC 100**  
Card for electrical lock



**BAT M 016**  
24 V 1.6 Ah battery



**BAT K2**  
Battery charge card  
for BAT M016